




Ashlar Slate

Desert Sand/Stone Gray
With 12" textured border and bullnose edges



Desert Sand/Saddle Brown



Seamless texture

Oxford Slate -Desert Sand/Nutmeg
With textured border and textured edges




Pennsylvania Slate – Midnight Bay/ Charcoal
With cascading Cantilever style steps



Desert Sand/Nutmeg

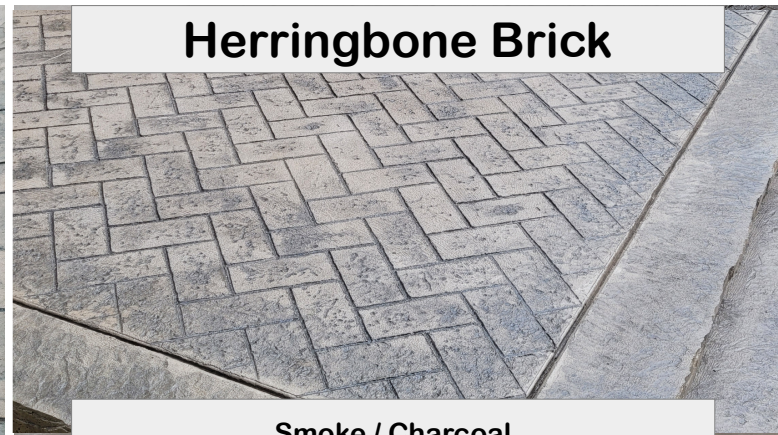


Desert Sand / Black



Imperial Ashlar

Desert Sand / Smokey Blue




Herringbone Brick

Smoke / Charcoal



Smoke / Charcoal



No integral color / Charcoal



American Flagstone

Smoke / Medium Gray



48" diameter compass



Weatherwood Plank


Stone Castle/ Nutmeg



Desert Sand / Nutmeg
With wood plank step



Plain concrete, cut into 24" squares
Stained and sealed



Exposed aggregate
Small River Gravel mix